




















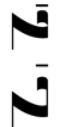

















St Gall – Neums with Repercussive and Rhythmic Signs – Three-note Neums
 Study Guide

Neum	Type of Alteration	Modern Equivalent(s)
	Rhythmic	
	Rhythmic	
	Rhythmic	
	Rhythmic	
	Rhythmic	

		
	Rhythmic	
	Rhythmic	
	Rhythmic	
	Rhythmic	
	Rhythmic	

		
	Rhythmic	
	Rhythmic	
	Rhythmic	
	Rhythmic	
	Rhythmic	

	Rhythmic	
	Rhythmic	
	Rhythmic	